

# What's New in Unleashed Version 200.1?

This application note describes the new features available in Ruckus Wireless Unleashed version 200.1. This document assumes familiarity with the Ruckus Unleashed product line and the features of earlier release version 200.0.

## Highlights of this Release

Ruckus Unleashed is a controller-less wireless LAN solution that enables Small-Medium Business (SMBs) to deliver an optimal wireless experience to their users at an affordable price. With easy migration options to the Ruckus ZoneDirector or SmartZone platforms, Ruckus Unleashed scales with your business.

The few features and enhancements in this release include:

- Support for Outdoor 11ac Access Point T300, T300E, T301N, and T301S
- Smart Mesh
- SNMP support
- Support Registration as part of initial deployment
- Enhanced web UI organization

### Supported Platforms

- ZoneFlex Unleashed R500 802.11ac Dual-band Access Point v.200.1
- ZoneFlex Unleashed R600 802.11ac Dual-band Access Point v.200.1
- ZoneFlex Unleashed T300 802.11ac Dual-band Access Point v.200.1
- ZoneFlex Unleashed T300e 802.11ac Dual-band Access Point v.200.1
- ZoneFlex Unleashed T301n 802.11ac Dual-band Access Point v.200.1
- ZoneFlex Unleashed T301s 802.11ac Dual-band Access Point v.200.1

## 1. Support for Outdoor 11ac AP T300, T300e, T301n, and T301s

The T300 is an outdoor dual-band, two-stream 802.11ac AP that supports data rates of up to 300 Mbps on the 2.4 GHz and 867 Mbps on the 5 GHz radio. It features compact size, 802.3af power input, single GbE port, flexible mounting options and up to 500 concurrent client connections.

The T300 is available in four antenna configurations:

- T300: Standard antenna
- T301n: Narrow sector antenna
- T301s: Sector antenna
- T300e: External 5 Ghz antenna

## 2. Smart Mesh

The Unleashed version 200.1 introduces the support for 11ac Smart Mesh. The Smart Mesh networking eliminates the costly, cumbersome task of pulling Ethernet cable to every access point. It uses RF signal routing to determine best paths to client and between mesh nodes.

### ***Customer Benefits***

- *Eliminates Ethernet cables to every AP*
- *Deploys in half the time and half the cost*
- *If no Ethernet cabling is available, the outdoor AP meshes seamlessly with the indoor access points providing greater deployment flexibility*

## 3. SNMP

The Unleashed version 200.1 adds SNMP support for Unleashed APs. The SNMP MIBs can be categorized into System Info MIBs and Operational MIBs. The System Info MIBs provides information such as Model of the AP, Serial Number, System Name, Software version, etc via SNMP. Similarly, the Operational MIB provides information such as number of connected APs & clients, sent & received bytes, failed & retried packets, failed client associations, CPU & Memory utilization, etc to aid the day-to-day operations.

In addition to MIBs, service affecting event based SNMP traps are also supported such as when an AP reboots or change in Master/Standby APs role.

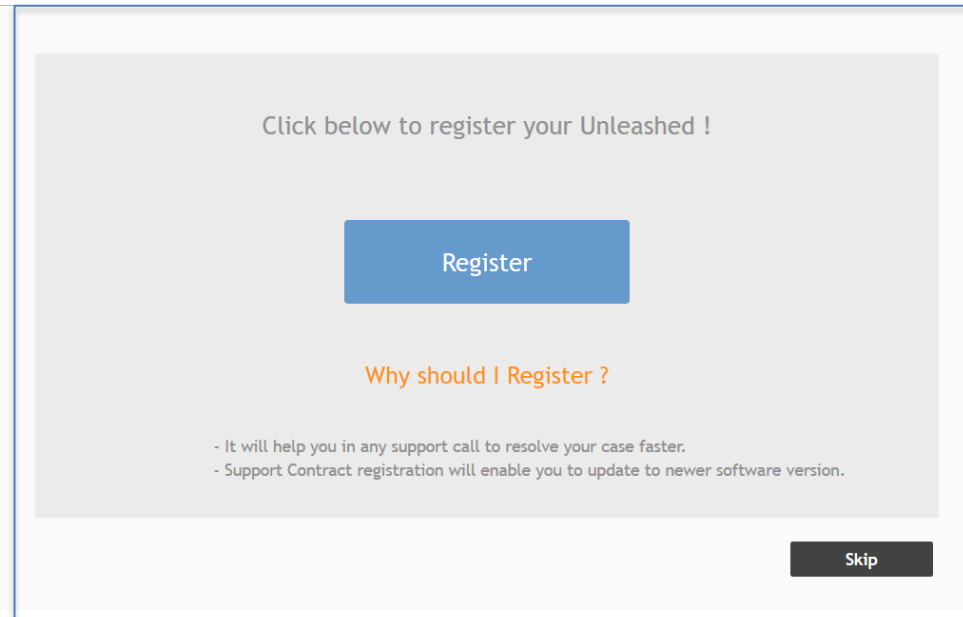
For more details refer to Unleashed Online Help.

### ***Customer Benefits***

- Enables proactive Remote management
- Enables WiFi admins and Managed Service providers to get alarms when a problem is encountered within the Unleashed network.

## 4. Support Registration

As soon as the Unleashed Master is deployed and the Unleashed WiFi admin logs in the very first time, a pop-up will be displayed (similar to the below screenshot) to help the admin register their Unleashed network and the support with Ruckus. This registration process is very simple and takes only a minute or two. Once registration is done the user will be redirected back to their Unleashed dashboard page automatically. Users may choose to skip the registration process by simply clicking the 'Skip' button and register later by clicking '*Admin & Services->Administer->Registration*'.

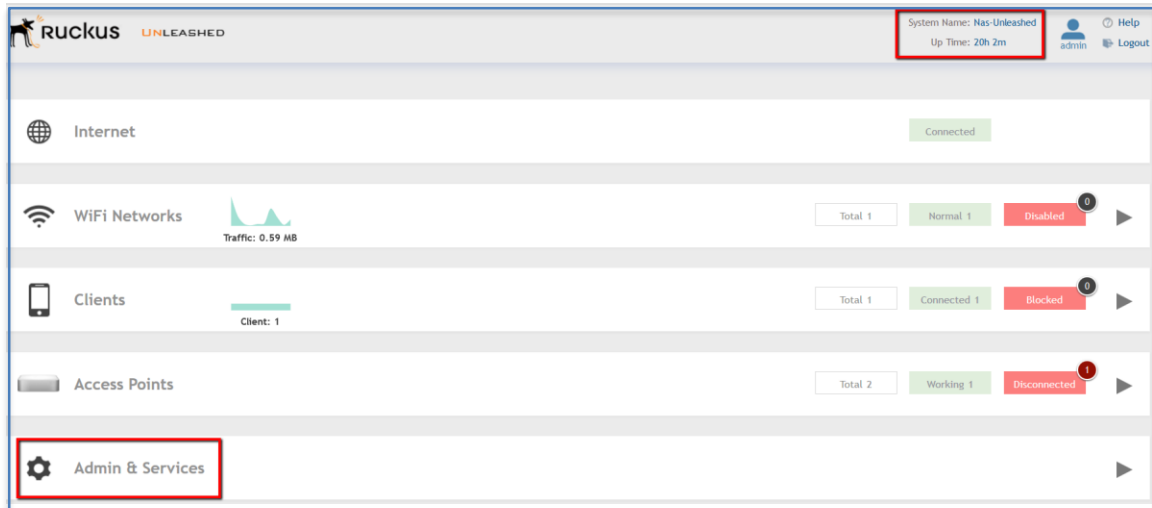
**Customer Benefits**

- Ease of support when customers call Ruckus Support for help
- Enables upgrades to newer software versions

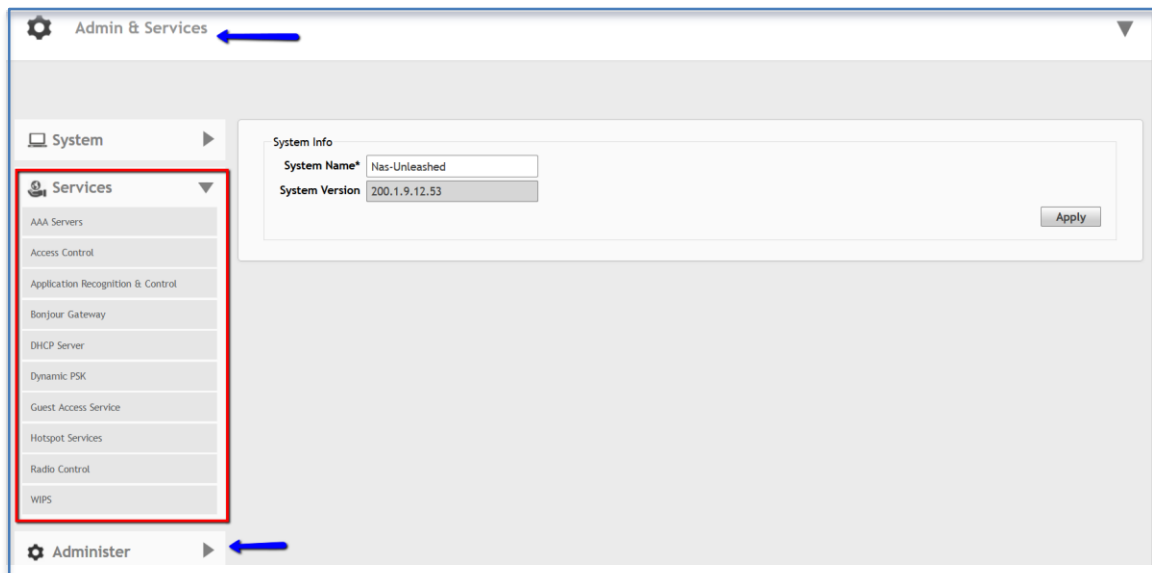
**5. Enhanced web UI organization**

In Unleashed 200.1, web UI is enhanced in multiple fronts. Here are the highlights.

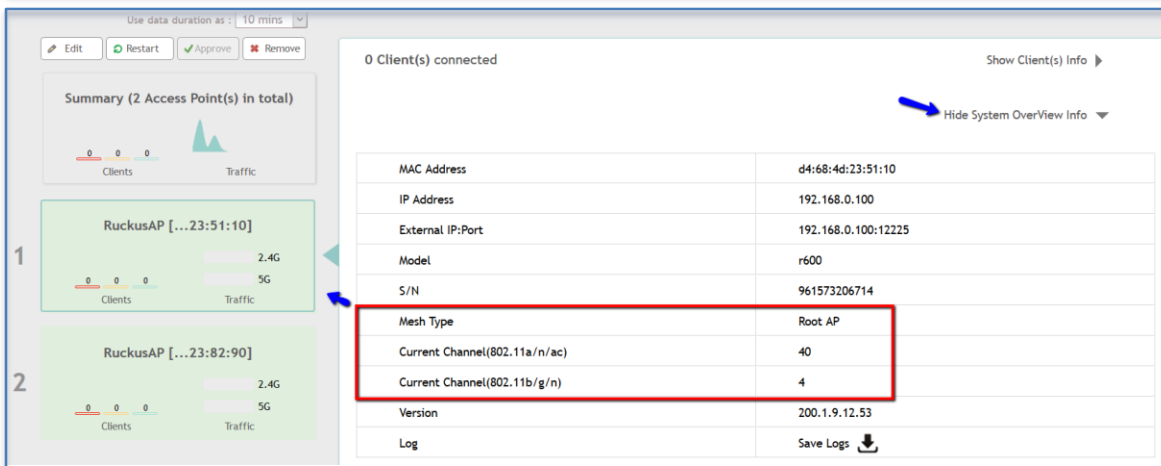
- The 'System & Admin' configuration is now one of the bars and Services configuration such as AAA, DHCP, Guest Access Service, Hotspot service etc are rolled in as well
- Master AP's Uptime is added at the very top right corner
- Guest WLAN configuration workflow is further simplified
- Mesh information is added in AP bar
- AP's Channel information is added in AP bar



The dashboard shows system status: System Name: Nas-Unleashed, Up Time: 20h 2m. Key metrics include: Internet (Connected), WiFi Networks (Total 1, Normal 1, Disabled 0), Clients (Total 1, Connected 1, Blocked 0), and Access Points (Total 2, Working 1, Disconnected 1). The 'Admin & Services' menu is highlighted with a red box.



The 'Admin & Services' page shows the 'System Info' section with 'System Name' (Nas-Unleashed) and 'System Version' (200.1.9.12.53). A red box highlights the 'Services' menu on the left, which includes options like AAA Servers, Access Control, and WIPS. Blue arrows point to the 'Admin & Services' header and the 'Administer' button at the bottom.



This section shows the configuration for two RuckusAPs. The first AP is RuckusAP [...23:51:10] and the second is RuckusAP [...23:82:90]. A table lists the details for the selected AP:

MAC Address	d4:68:4d:23:51:10
IP Address	192.168.0.100
External IP:Port	192.168.0.100:12225
Model	r600
S/N	961573206714
Mesh Type	Root AP
Current Channel(802.11a/n/ac)	40
Current Channel(802.11b/g/n)	4
Version	200.1.9.12.53
Log	Save Logs

A red box highlights the 'Mesh Type', 'Current Channel(802.11a/n/ac)', and 'Current Channel(802.11b/g/n)' fields. A blue arrow points to the 'Hide System OverView Info' dropdown menu.